



“Getting Started” User Guide

Have a question about the LWW Health Library?

Please contact online support at techsupp@lww.com or call:

(United States Only) 1-800-468-1128

(Global Customers) 1-301-223-2344

Online Support is available: Sunday, 4:00 PM to 12:00 AM (EST)
Monday-Thursday, 8:00 AM to 12:00 AM (EST)
Friday, 8:00 AM to 7:00 PM (EST)

Introduction

Guide Objectives

This guide will help you:

- Get started with the Health Library
 - Obtain access
 - Log in
- Understand the features of the Health Library
 - Accessing content
 - Searching content
 - Viewing content
 - COUNTER compliant reports

System Requirements

LWW Health Library is Lippincott's online platform for the delivery of high quality educational and clinical content. We have you covered with authoritative texts, multimedia resources, and teaching and learning tools.

To use the LWW Health Library, you must have access to the Internet and a relatively up-to-date browser. LWW Health Library supports the following browsers:

	Windows PC	Mac	Phones and Tablets
Browser	Internet Explorer 8*	Safari (latest version)	iPad (Latest version of native browsers)
	Internet Explorer 9	Firefox (Latest version)	iPhone or iPod Touch (Latest version of native browsers)
	Chrome (Latest Version)		Android Phone or Tablet (Latest version of native browsers)



IMPORTANT: Can I safely use pop-up blockers on the site? For the Health Library to work correctly, please disable all pop-up blockers. Some core content, including images and tables appear in pop-up windows.



QUICK TIP: Can't see the whole page? How much of the page you see depends on your monitor's screen resolution. We recommend viewing at a screen resolution of 1024 x 768 or 800 x 600.

Quick Start



Getting started is as easy as receiving access and logging in. Once you have access you can immediately start using the LWW Health Library to browse a range of integrated media—from basic science and clinical content, hands-on videos and real-world cases to Q&A and test prep!

Obtaining Access

As an instructor, librarian, or institutional administrator, you have **two access options**.

Try it for yourself! You can request exclusive preview access to the collections of most relevance to you and your students, residents, or patrons, which will give you access to complete functionality and content for 45 days.

Contact your local sales representative directly to request access, noting whether you will need an institutional or individual trial. Or, visit one of the LWW Health Library sites below and click on “Request a Trial.” After completing the request, you will receive an email with your LWW Health Library credentials, including your username and password, referring URL, or IP Authenticated access as requested.

<http://www.lwwhealthlibrary.com/meded>

<http://www.lwwhealthlibrary.com/pharmacy>

<http://www.lwwhealthlibrary.com/anesthesiology>

<http://www.lwwhealthlibrary.com/orthopaedicsurgery>

<http://www.lwwhealthlibrary.com/surgery>

You can subscribe! You will receive full access to the collection(s) and all of the content to which your institution subscribes. Contact your Ovid sales representative directly to discuss subscription options and pricing. **Subscribers, please note that instructor-protected resources for the education collections (such as test generators or PowerPoint slides with answers) will need to be accessed separately via LWW's *thePoint*™ site.**

Contact us to find the content collection(s) that works for you! We offer a range of affordable options for programs or institutions, and we are happy to work with you to find the best solution to meet your needs. For more information on the collection options, please visit:

Medical Education

- ✚ Basic Sciences Collection
- ✚ Anatomical Sciences Collection
- ✚ Integrated Basic Sciences Collection
- ✚ Premium Basic Sciences Collection
- ✚ Osteopathic Medicine Collection

Pharmacy

- ✚ Cornerstone Pharmaceutical Sciences Collection
- ✚ Clinical Pharmacy Collection
- ✚ Integrated Pharmacy Collection

Premium Pharmacy Collection

Anesthesiology

Orthopaedic Surgery


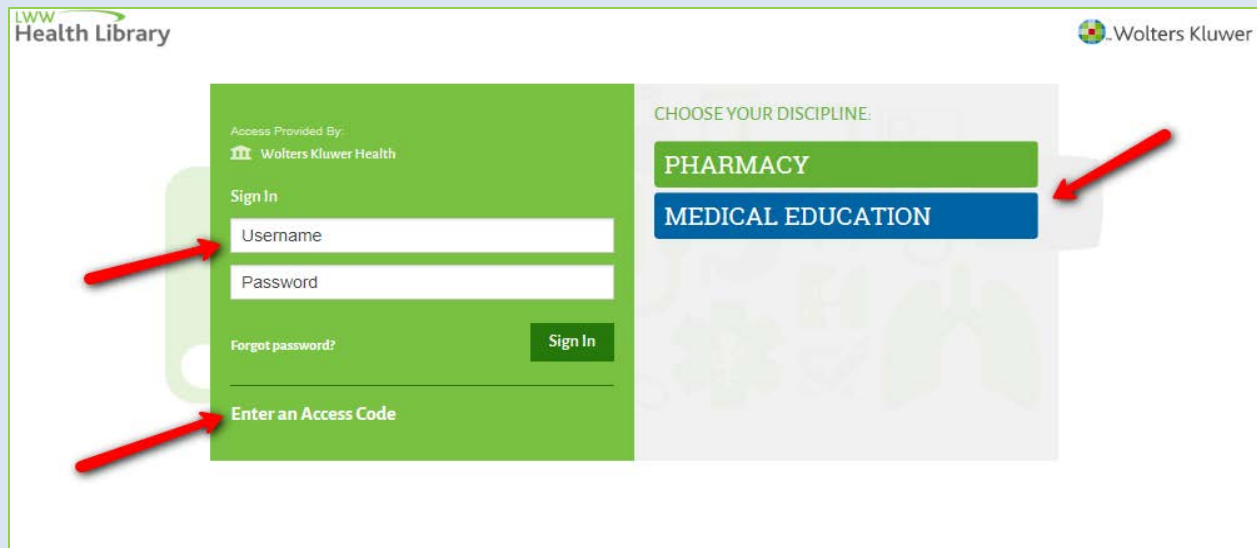
Surgery

Logging In

- Once you have access to the LWW Health Library, go to <http://lwwhealthlibrary.com/>.
- On the left side of the sign in page, you will see the **Subscriber Sign In** section. Enter your username and password and click **Sign In** or click **Enter an Access Code** and click **Submit**.
- If you subscribe to collections from multiple disciplines, you will see the disciplines displayed on the right side of the sign in page. Click the discipline that you want to access.


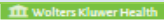




QUICK TIP: Forgot your password? Click **Forgot password?** at the bottom of the subscriber sign in box. You will be prompted to enter your email address. Once you click submit, a link will be sent to you to reset your password.



Accessing Content

- After selecting your discipline, the **Home Page** is displayed. The newly enhanced interface and site architecture make it quick and easy to use. The following screen shots use the Medical Education site as an example.
 - **Medical Education Home Page**


MEDICAL EDUCATION


[TEXTS](#)
[VIDEO & AUDIO](#)
[SELF ASSESSMENT](#)
[CASES](#)
[CLINICAL SKILLS](#)
[RESOURCES](#)

With the new LWW Health Library, you can find content faster and easier, play videos from any device, download images into Powerpoint and more!

Welcome To Health Library

We've enhanced your teaching and learning experience - browse or search our site to see how!


Search




ADVANCED SEARCH

OR


Browse




TEXTS




VIDEO & AUDIO



SELF ASSESSMENT










CASES






CLINICAL SKILLS

EXPLORE OTHER WOLTERS KLUWER RESOURCES

○ **Pharmacy Education Home Page**


PHARMACY


[TEXTS](#)
[VIDEO & AUDIO](#)
[SELF ASSESSMENT](#)
[CASES](#)
[CLINICAL SKILLS](#)
[RESOURCES](#)

With the new LWW Health Library, you can find content faster and easier, play videos from any device, download images into Powerpoint and more!

Welcome to LWW Health Library

We've enhanced your teaching and learning experience - browse or search our site to see how!


Search




ADVANCED SEARCH

OR


Browse




TEXTS




VIDEO & AUDIO



SELF ASSESSMENT








CASES

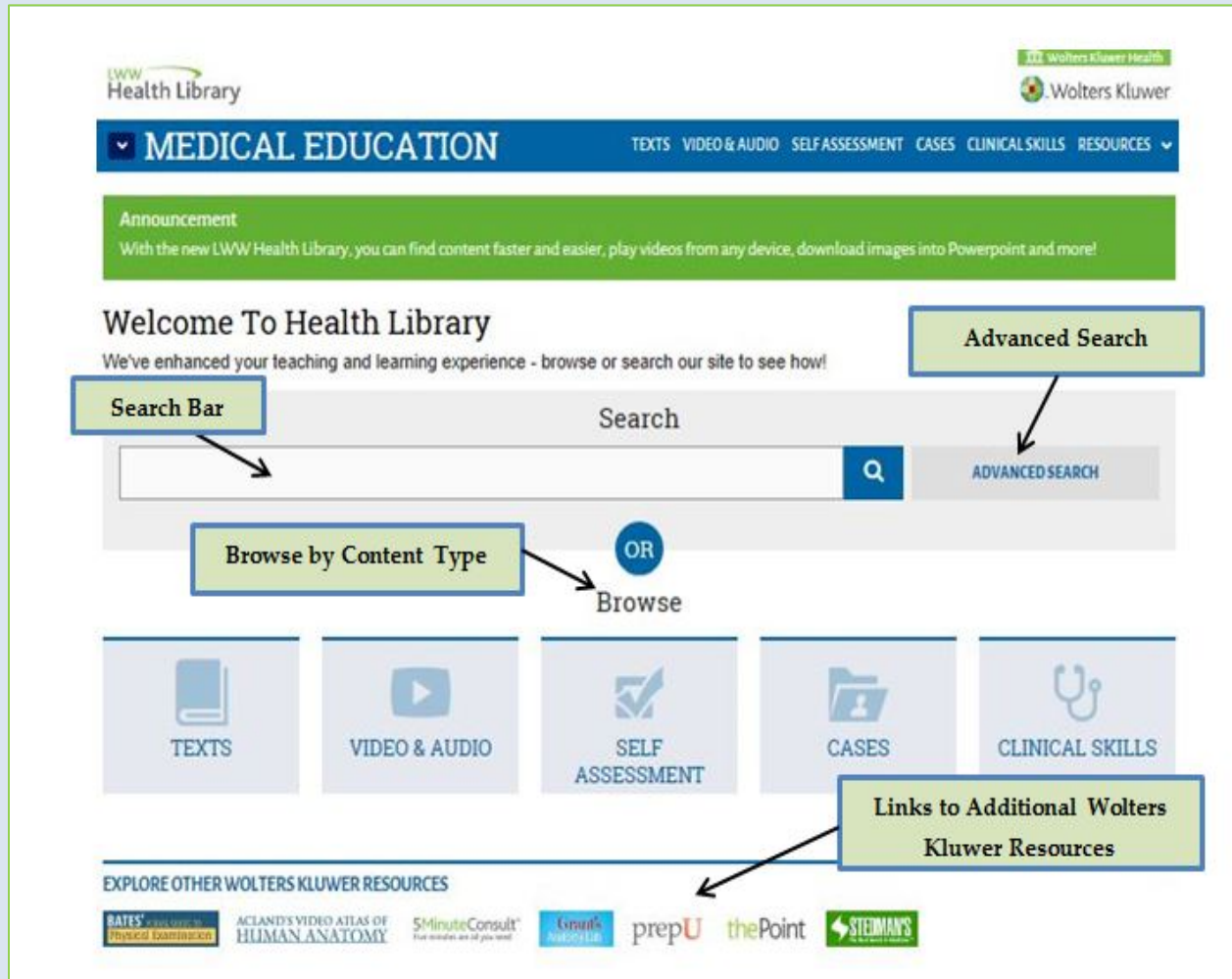


CLINICAL SKILLS

EXPLORE OTHER WOLTERS KLUWER RESOURCES

- You have several options to locate content via the Home Page. The robust search function features enhanced tagging by subject matter experts, providing optimal discovery and intelligent search.



Search

- Type a keyword or term into the prominently displayed white box and click the search icon.
- Search results populate and are displayed by subject and content type, allowing you to quickly narrow the search results. Related image(s), table(s), and text are displayed as thumbnails, along with a link to view the content within a given text. The search term is also highlighted (in yellow) at the chapter level.

Results by Subject, Media, Text, or Tags

Search Medical Education

ADVANCED SEARCH

SEARCH RESULTS FOR **thrombosis**

SHOWING 1—20 OF 524

Chapter 22: Pharmacology of Hemostasis and Thrombosis

Subject: Pharmacology Pharmacology | Content: Text

Principles of Pharmacology: The Pathophysiologic Basis of Drug Therapy, 3e

Image and Text Thumbnails

Image
Content: Image

Figure 45-2. Cleavage of fibrinogen results in clot formation. A. Fibrinogen, the precursor protein of fibrin, is formed from two triple helices joined together at their N-terminal ends. The α , β -peptides are held together by disulfide bonds, and the γ -peptides are joined to each other by disulfide bonds. The terminal α , β -peptide regions, shown in red, contain negatively charged glutamate and aspartate residues that repel each other and prevent aggregation. B. Thrombin, a serine protease, cleaves the terminal portions of fibrinogen that contain negative charges. The fibrin monomers can then aggregate and form a "soft" clot. The soft clot is subsequently cross-linked by another enzyme.

View in context: *Marks' Basic Medical Biochemistry: A Clinical Approach, 4e* > Blood Plasma Proteins, Coagulation, and Fibrinolysis

Image
Content: Image

FIGURE 10-15. Complications of atherosclerosis. A. Fibroinflammatory lipid plaque. Microscopic features of plaque erosion (arrowheads) and fissure formation (arrow). B. Fibroinflammatory lipid plaque with occlusive luminal thrombosis (arrow). C. Abdominal aortic aneurysm with thrombus. D. Rupture of fibrous cap and occlusive luminal thrombosis (arrow) in atherosclerotic coronary artery.

View in context: *Rubin's Pathology: Clinicopathologic Foundations of Medicine, 6e* > Blood Vessels

Advanced Search

- Click the **Advanced Search** button next to the search box. Type a keyword, phrase, or term into the **Advanced Search** box.
- You can narrow the search results by selecting **Any**, **All**, or **Exact Phrase**.
- You can narrow the search results further by limiting the results by publication.

MEDICAL EDUCATION TEXTS VIDEO & AUDIO SELF-ASSESSMENT CASES CLINICAL SKILLS RESOURCES

Search Medical Education

ADVANCED SEARCH

Advanced Search

Enter Keyword, Term, or Phrase

thrombosis

SEARCH

Search For: ☒ Any ☐ All ☐ Exact Phrase

Narrow Results by Any, All, or Exact Phrase

+ Limit Results to:

Publication:

Limit Results by Publication(s)

☐ The 5-Minute Osteopathic Manipulative Medicine Consult

☐ Ansel's Pharmaceutical Dosage Forms, 9e

☐ Applied Therapeutics: The Clinical Use of Drugs, 10e

☐ Atlas of Osteopathic Techniques, 2e

☐ Basic Clinical Pharmacokinetics, 5e

☒ Bates' Guide to Physical Examination and History Taking, 11e

☐ Behavioral Science in Medicine, 2e

☐ Boh's Pharmacy Practice Manual: A Guide to the Clinical Experience, 3e

☒ Cases & Concepts Step 1: Basic Science Review

☐ Langman's Medical Embryology, 12e

☐ Learning Clinical Reasoning, 2e

☐ Lippincott's Illustrated Reviews: Immunology, 2e

☐ Lippincott's Illustrated Reviews: Microbiology, 3e

☐ Marks' Basic Medical Biochemistry: A Clinical Approach, 4e

☐ Martin's Physical Pharmacy and Pharmaceutical Sciences: Physical Chemical and Biopharmaceutical Principles in the Pharmaceutical Sciences, 6e

☐ Medical Physiology: Principles for Clinical Medicine, 4e

☒ Neuroanatomy: An Atlas of Structures, Sections, and Systems, 8e

- Search results populate and are displayed by subject, media, text, and/or tags, allowing you to narrow your results further. Search results are also limited by publication(s), along with text, image, and/or table thumbnail(s) and a link to view the content within a given text. The search term is also highlighted (in yellow) at the chapter level.

Narrow Results Further by Subject, Text, or Tag(s)

SEARCH RESULTS FOR
thrombosis

NARROW

SUBJECT

- Anatomy (1)
- Neuroscience (1)
- Physical Examination (15)
- Review (4)

TEXT

- Bates' Guide to Physical Examination and History Taking, 11e (15)
- Cases & Concepts Step 1: Basic Science Review (4)
- Neuroanatomy: An Atlas of Structures, Sections, and Systems, 8e (1)

TAGS

- ☐ prostrate (1)
- ☐ visceral pain (1)

SHOWING 1 — 20 OF 20

Thrombosis of Anterior Spinal Artery

Subject: Anatomy Neuroscience | Content: Text

Neuroanatomy: An Atlas of Structures, Sections, and Systems, 8e > Internal Morphology of the Spinal Cord and Brain in Stained Sections

Anus

Subject: Physical Examination Physical Examination | Content: Text

... Inspect for external hemorrhoids. If present, note their size, location, and any evidence of **thrombosis**. Hemorrhoids often engorge during late pregnancy; they may be painful, bleed, or thrombose. ...

Bates' Guide to Physical Examination and History Taking, 11e > The Pregnant Woman

Introduction

Subject: Physical Examination Physical Examination | Content: Text

... seen in an estimated 1% of adults above age 60. 5 Roughly one-third of patients present with pulmonary thromboembolism, and two-thirds with deep venous **thrombosis** (DVT), often in hospital settings. 6 Recent reports show that superficial venous **thrombosis** may also accompany DVT and increase risk of...

Bates' Guide to Physical Examination and History Taking, 11e > The Peripheral Vascular System

Anticoagulant Agents

Subject: Review | Content: Text

... discontinued, and she is started on enoxaparin for deep vein **thrombosis** (DVT) prophylaxis. On postoperative day 7, as AF is getting ready for discharge, she becomes acutely short of breath and develops a painful and swollen left leg.

Highlighted Key Term

Browse

You can also **browse** content by selecting one of the boxes located underneath the search box on the home page. Once the assets populate, you can narrow the results by subject area. Note that the browse boxes are customized for each product.

Browse



TEXTS



VIDEO & AUDIO



SELF ASSESSMENT



CASES



CLINICAL SKILLS

Browse by Texts

Texts to which you subscribe are displayed (organized by subject, along with text thumbnails).


Texts by Subject

TEXTS


> ALL

- Anatomy
- Behavioral Science
- Biochemistry
- Embryology
- Epidemiology
- Genetics
- Histology
- Intro to Clinical Medicine
- Microbiology/Immunology
- Neuroscience
- Osteopathic Medicine
- Pathology/Pathophysiology
- Pharmacology
- Physical Examination
- Physiology
- Review


ANATOMY




Clinically Oriented Anatomy, 7e
Keith L. Moore, Arthur F. Dalley, Anne M. R. Agur



Grant's Atlas of Anatomy, 13e
Anne M. R. Agur, Arthur F. Dalley II




Grant's Dissector, 15e
Patrick W. Tank



Neuroanatomy: An Atlas of Structures, Sections, and Systems, 8e
Duane E. Haines

BEHAVIORAL SCIENCE



Behavioral Science in Medicine, 2e
Barbara Fadem

Text Thumbnails Displayed by Subject

Browse by Video and Audio

Video and Audio includes technique and procedure videos, heart/breath sounds, animations, audio recall-style questions, and/or Spanish-English audio glossary.

VIDEO & AUDIO

▶ ALL

- Pathology/Pathophysiology
- Pharmacy Practice
- Physical Examination
- Physiology

PATHOLOGY/PATHOPHYSIOLOGY

- ▶ **Heart and Breath Sounds**
Related to: *Essentials of Pathophysiology: Concepts of Altered Health States, 3e*
- ▶ **Spanish-English Audio Glossary**
Related to: *Essentials of Pathophysiology: Concepts of Altered Health States, 3e*

PHARMACY PRACTICE

- ▶ **Video Scenario 1: Awareness of Non-Verbal Communication; Empathy**
Related to: *Communication Skills in Pharmacy Practice, 6e*
- ▶ **Video Scenario 2: Assertiveness, When Working with Patients**
Related to: *Communication Skills in Pharmacy Practice, 6e*
- ▶ **Video Scenario 3: Assertiveness, When Working with Other Health Care Providers**
Related to: *Communication Skills in Pharmacy Practice, 6e*
- ▶ **Video Scenario 4: Assertiveness, When Working with Employees**
Related to: *Communication Skills in Pharmacy Practice, 6e*

Associated Video and Audio Assets Displayed by Subject

Browse by Self Assessment

Self Assessment includes question banks, image labeling exercises, practice questions/quizzes, and/or study critiques designed for course and test preparation. Some cases are downloadable as PDF or Word files, and others are interactive like the one pictured below.

SELF ASSESSMENT

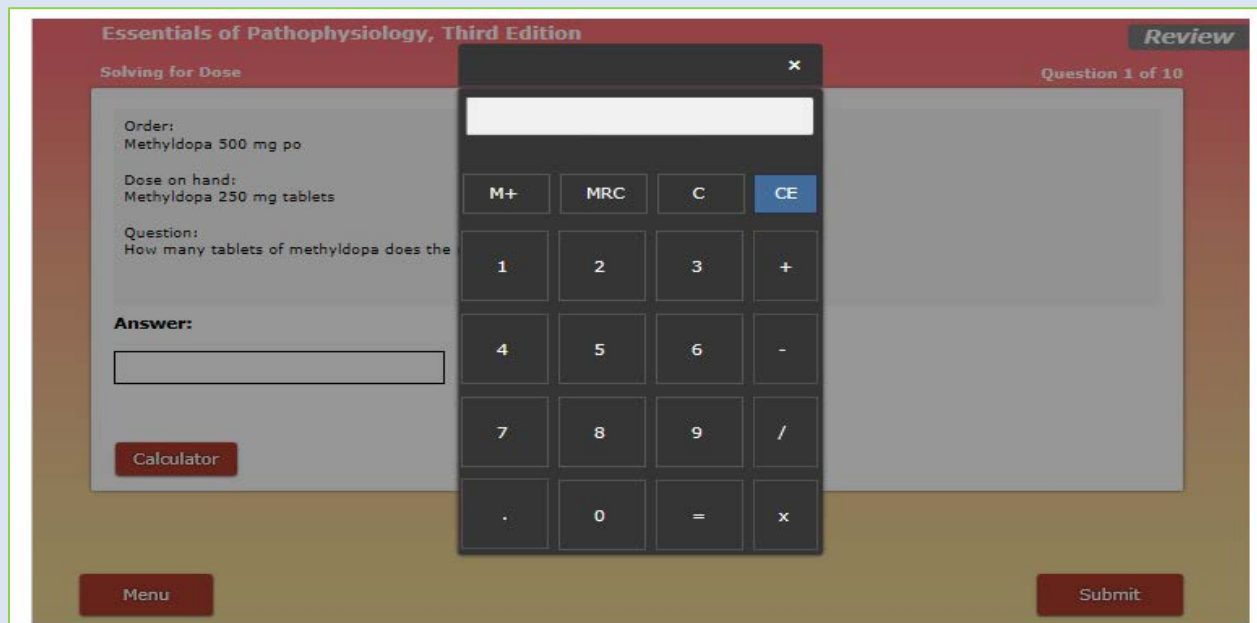
▶ ALL

- Anatomy
- Behavioral Science
- Biochemistry
- Embryology
- Epidemiology
- Genetics
- Microbiology/Immunology
- Neuroscience
- Osteopathic Medicine
- Pathology/Pathophysiology
- Physical Examination
- Physiology

ANATOMY

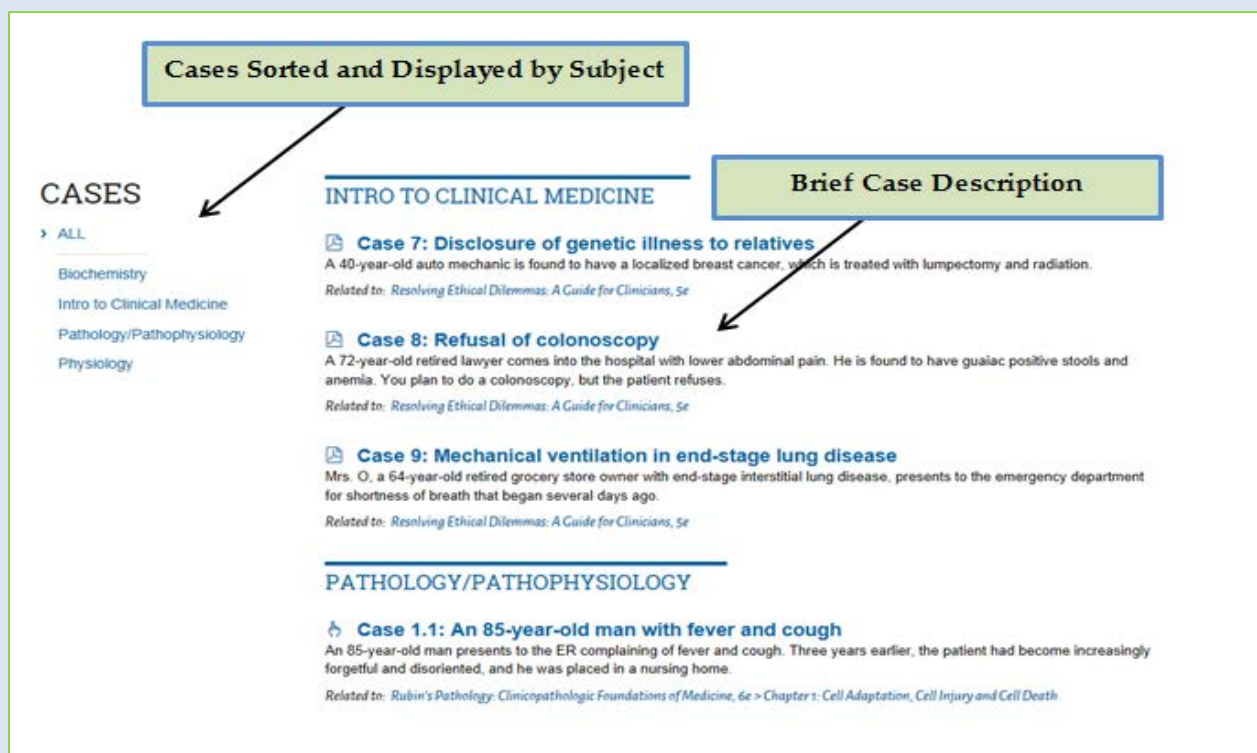
- ▶ **Figure Labeling Exercises**
Related to: *Grant's Atlas of Anatomy, 13e*
- ▶ **Question Bank**
Related to: *Grant's Atlas of Anatomy, 13e*
- ▶ **Question Bank**
Related to: *Neuroanatomy: An Atlas of Structures, Sections, and Systems, 8e > Chapter 1: Introduction and Reader's Guide*
- ▶ **Question Bank**
Related to: *Neuroanatomy: An Atlas of Structures, Sections, and Systems, 8e > Chapter 2: External Morphology of the Central Nervous System*
- ▶ **Question Bank**
Related to: *Neuroanatomy: An Atlas of Structures, Sections, and Systems, 8e > Chapter 3: Cranial Nerves*
- ▶ **Question Bank**
Related to: *Neuroanatomy: An Atlas of Structures, Sections, and Systems, 8e > Chapter 4: Meninges, Cisterns, Ventricles, and Related Hemorrhages*

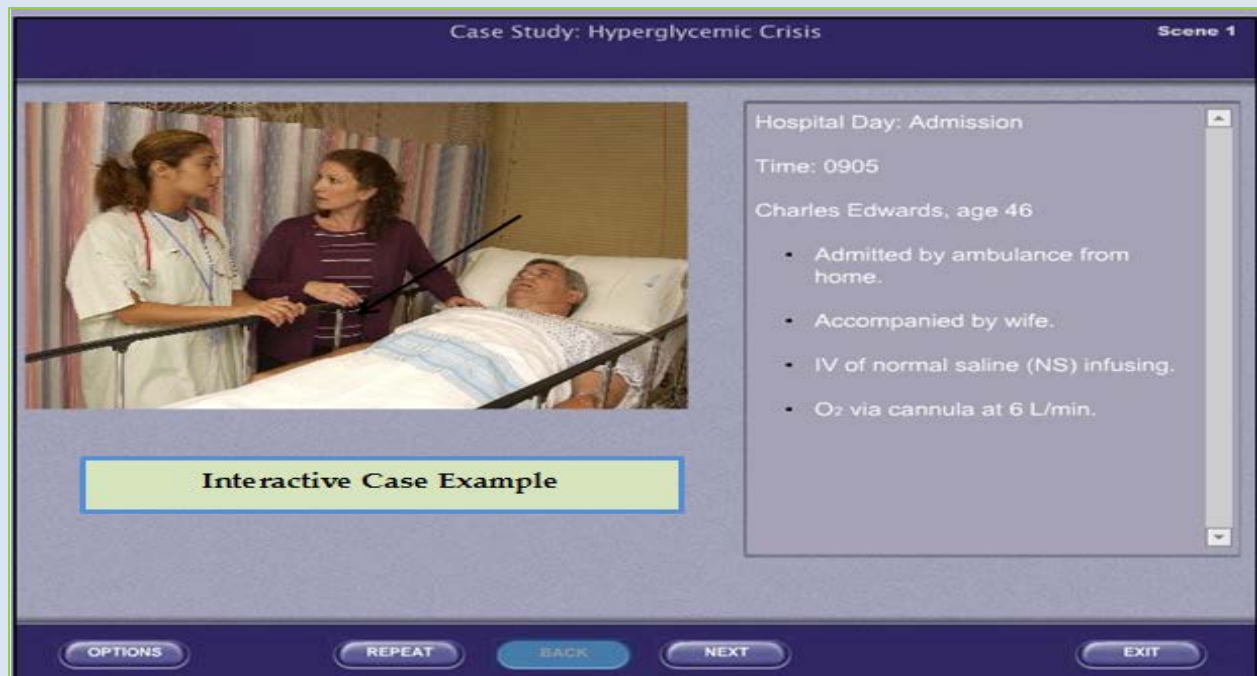
- Interactive question banks allow you to create topic-based quizzes and/or take a comprehensive examination. Some questions may be illustrative and others may require the use of a calculator like the one picture below.



Browse by Cases

Cases include assets such as patient profiles/vignettes, along with related patient management questions. Some cases are downloadable as PDF or Word files, and others are interactive like the one pictured below. In addition, each case includes a brief description, allowing you to read a bit about the case prior to making a selection.





Browse by Clinical Skills

Clinical Skills includes assets such as laboratory methods (downloadable as PDFs), simulations, and/or technique/procedure videos like the one pictured below. Useful icons denote the asset type, so you can quickly identify video, audio, Word, PDF, and/or Excel files.

Clinical Skills Assets Sorted and Displayed by Subject

CLINICAL SKILLS

ALL

Biochemistry

> Osteopathic Medicine

Physical Examination


OSTEOPATHIC MEDICINE

- Technique Video: Anterior Pelvis**
Related to: Atlas of Osteopathic Techniques, 2e > Chapter 1: Principles of the Osteopathic Examination
- Technique Video: Anterior Rib Cage**
Related to: Atlas of Osteopathic Techniques, 2e > Chapter 1: Principles of the Osteopathic Examination
- Technique Video: Anterior Shoulder**
Related to: Atlas of Osteopathic Techniques, 2e > Chapter 1: Principles of the Osteopathic Examination
- Technique Video: Anterior Skull**
Related to: Atlas of Osteopathic Techniques, 2e > Chapter 1: Principles of the Osteopathic Examination
- Technique Video: Elbow**
Related to: Atlas of Osteopathic Techniques, 2e > Chapter 1: Principles of the Osteopathic Examination
- Technique Video: Foot/Ankle; Anterior/Posterior View**
Related to: Atlas of Osteopathic Techniques, 2e > Chapter 1: Principles of the Osteopathic Examination

Helpful Icons Identify Asset Type

- In this example, links to associated text(s) are listed to the right of the technique video for quick remediation to the text.

Clinical Skills Technique Video



Links to Associated Texts

Technique Video: Elbow

ASSOCIATED TEXTS
Atlas of Osteopathic Techniques, 2e > Chapter 1:
Principles of the Osteopathic Examination

Links to Additional Resources

At the bottom of the home page, you will find links to **additional Wolters Kluwer resources**. You may subscribe to some of these already or you can click a link(s) to learn more about a resource(s).

EXPLORE OTHER WOLTERS KLUWER RESOURCES















Viewing Content

Table of Contents View

Click on any text thumbnail or text title link in your collection and you are taken directly to the **Table of Contents** for that text.

- Above the Table of Contents, you will find any related **Front Matter**, such as a preface, figure credits, contributing author list, copyright, and/or dedication. Click the item you want to view and the text populates.
- Chapter titles within the Table of Contents are also hyperlinked, taking you directly to the chapter for easier navigation.

- Associated multimedia content for the text is listed on the left side of the page and can be accessed or viewed by simply clicking on the link.

The screenshot shows the EMM Health Library Medical Education page for Grant's Atlas of Anatomy, 13e. The page features a navigation menu with links to Copyright, Dedication, Preface, Acknowledgments, Table and Figure Credits, and Authors. A list of chapters is displayed, with a 'Table of Contents' box highlighting the list. A 'Front Matter' box highlights the Acknowledgments link. An 'Associated Multimedia Assets' box highlights the Self Assessment and Video & Audio links on the left side of the page.

Reading View

- Click on any chapter title in the Table of Contents and you are taken to the reading view.

Toolbar

Access Associated Multimedia and Text Content

Chapter Contents

Download Image to PowerPoint Slide

- On left side of the page, you will find clickable links to the **Chapter Contents**. You can also click the **<** or **>** **button** above the contents to proceed to the previous or next chapter in the text.

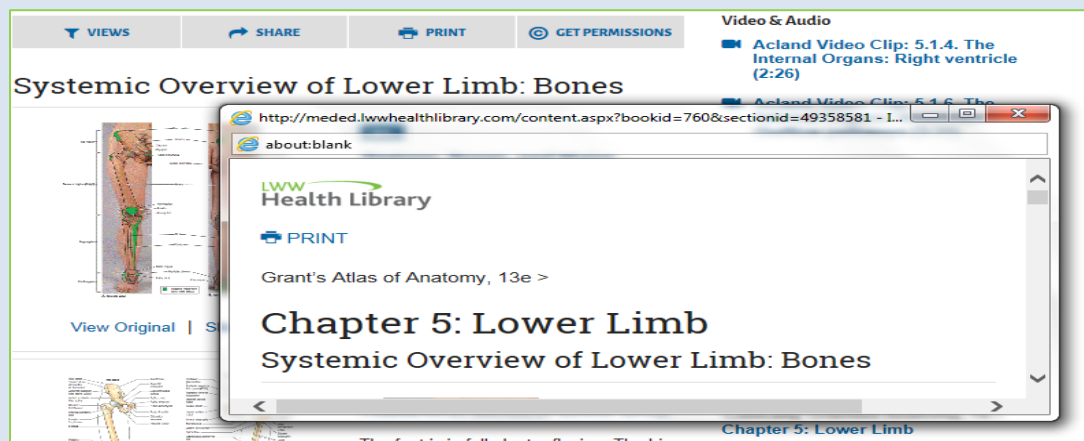
Tool Bar

- The **toolbar** is centrally located, providing quick links to:
 - **Views.** You can choose to view the chapter by text, tables, or images. Simply click views and select the view you prefer from the drop down menu.

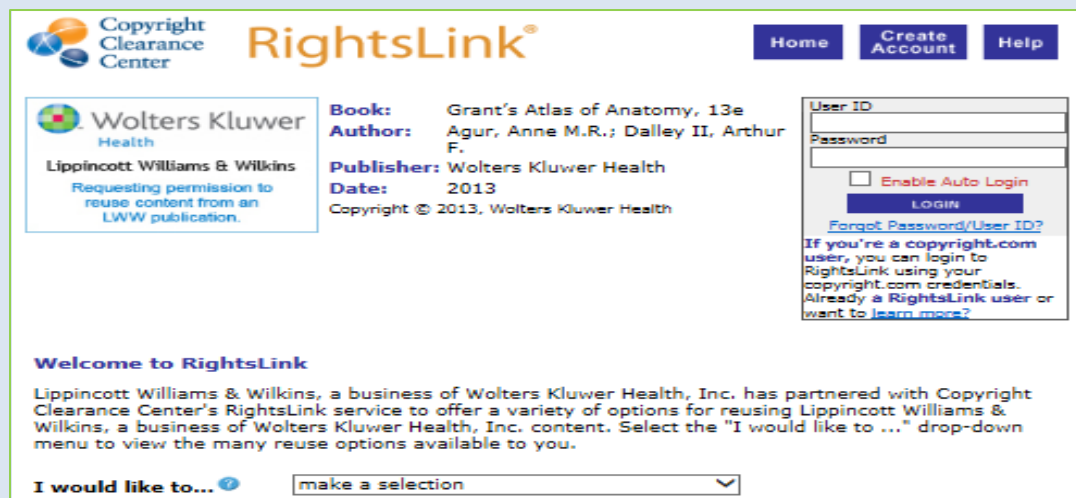
VIEW	SHARE	PRINT	GET PERMISSIONS
TEXT			
FIGURES			
TABLES			
 - **Share.** Click the **share** button on the toolbar and drop down menu populates with options to share the content via email, Facebook, Twitter, LinkedIn, or CiteULike.



- **Print.** Click **Print** and a separate window populates with the text, images, and/or tables for easy printing.

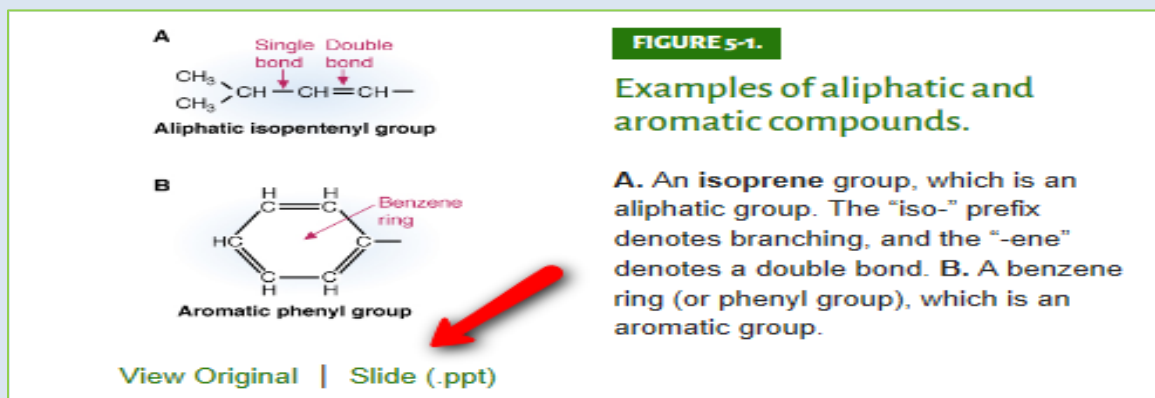


- **Get Permissions.** Click the **Get Permissions** button and you are taken directly to the simple-to-use Copyright Clearance Center. This site makes it easy for you to quickly request to republish content. Note: It is not necessary to request permission to use images from the Health Library in your lecture slides or other educational materials. Standard educational usage is allowable per your license agreement.



Chapter Text, Images, and Tables

- Chapter text is presented in the middle of the page. Images and tables are integrated into the text. For optimal viewing, click **View Original** to see a larger version of the table or image. Or, click **Slide (.ppt)** to download an image directly into a PowerPoint slide that is complete with figure legend and citation.



- Images and tables are also hyperlinked in the text, allowing you to quickly jump to an image and/or table.

Associated and Related Content

- Content associated or related to the chapter is listed on the right of the page and may include videos, audio, quiz banks, suggested references, and/or other additional text(s) in your collection with related content. These links are clickable for further exploration.

ASSOCIATED CONTENT

Clinical Skills

- [Clinical Laboratory Methods for Ch. 01: Metabolic Fuels and Dietary Components](#)

From the Web

- [Disease Links](#)
- [Suggested References](#)

RELATED CONTENT

THERAPEUTICS/PHARMACOTHERAPY

- [Applied Therapeutics: The Clinical Use of Drugs, 10e > Chapter 53: Diabetes Mellitus](#)

PHARMACOKINETICS

- [Clinical Pharmacokinetics: Concepts and Applications, 4e > Chapter 6: Kinetics Following an Extravascular Dose](#)


PATHOLOGY/PATHOPHYSIOLOGY

- [Essentials of Pathophysiology: Concepts of Altered Health States, 3e > Chapter 8: Disorders of Fluid, Electrolyte, and Acid-Base Balance](#)

PubMed Widget

- This widget queries PubMed with the top four semantic terms from the book chapter the user is viewing, then displays the top three PubMed titles from that query. When the user clicks on an article title inside the widget, a new browser window launches and the user is taken to that item

offsite at PubMed. The "All Results" link takes the user offsite in a new window to PubMed where a search is run on the top terms.

 **ARTICLES**

Experimental and finite element analysis of dynamic loading of the mouse forearm.
J Orthop Res 2014.

Higher glucocorticoid secretion in the physiological range is associated with lower bone strength at the proximal radius in healthy children: importance of protein intake adjustment.
J Bone Miner Res 2014.

Treatment of nonunion in neglected long bone shaft fractures by osteoperiosteal decortication.
Orthop Traumatol Surg Res 2014.

[All Results at PubMed.gov >](#)



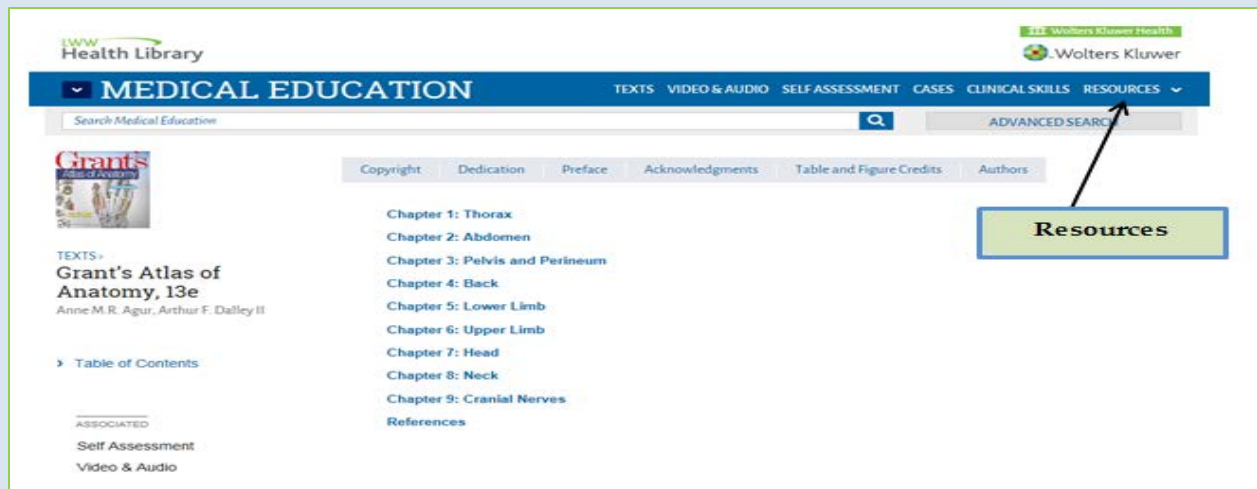
QUICK TIP: Need an image for your lecture, presentation, or syllabus? Click the link **Slide** below the image to download it directly into a PowerPoint slide that is complete with figure legend and citation



IMPORTANT: "Page fidelity" is not maintained in the LWW Health Library; content is organized by section within a text and can also be discovered via SEARCH, as with similar platforms.

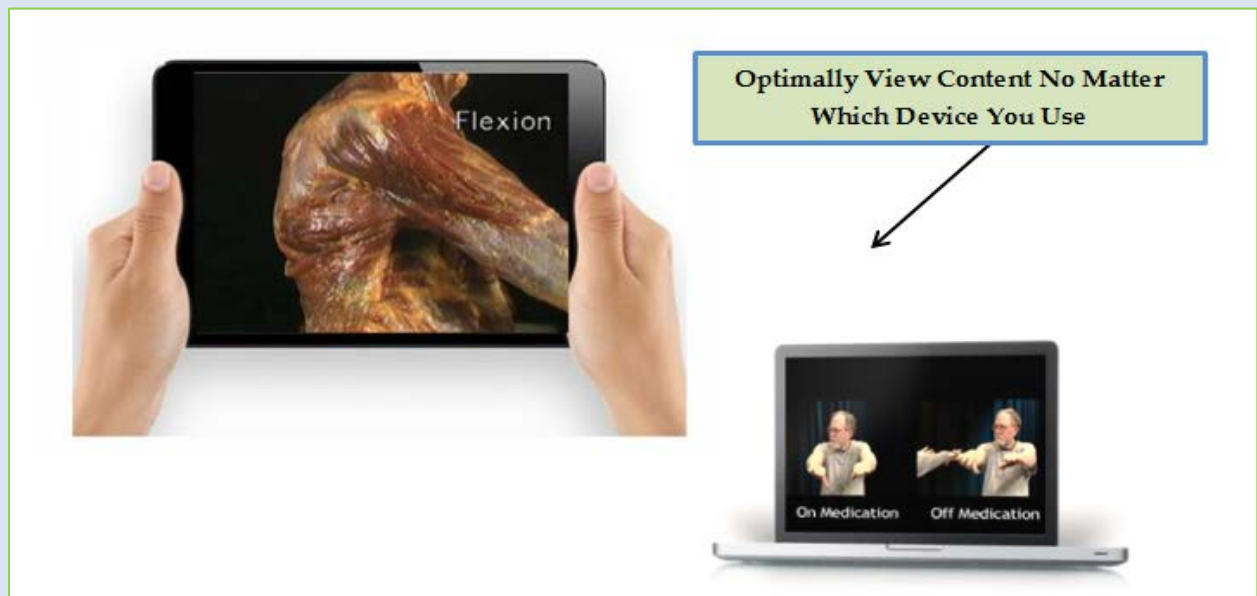
Resources

- Additional supportive materials are also available via the toolbar at the top of the webpage.
- Upon clicking **resources**, a drop down menu populates that includes a variety of content such as suggested readings, journal articles, toolkit (graph paper, abbreviations, and drug monographs), web links, and/or supplemental content.



Web Responsive Design

You can optimally view **all** the content no matter which device you are using. The enhanced web responsive design is iOS compatible, accommodating animation, video, and quiz bank play on all devices and screen sizes.



COUNTER Compliant Reports

Counting Online Usage NeTworked Electronic Resources (COUNTER) compliant usage reports are available for institutional administrators, allowing you to measure the use of electronic resources in the Health Library. COUNTER is an international code of practice for how to report usage for all electronic products. The criteria for this standard are determined by the COUNTER

Online Metrics company and works with an international advisory board consisting of experts from the publishing, library, and intermediary worlds.

Launched in 2002, COUNTER reports create a standard reporting format by which librarians can compare similar usage statics from different platforms, thereby gaining a true “apples to apples” comparison between products. For more information on COUNTER reporting, please see <http://www.projectcounter.org>.

To access your COUNTER Reports, sign into SITEMASTER (<http://wksitemaster.wolterskluwer.com>), using your administrative credentials, and click the Reports tab:

The screenshot shows the 'Institutional Accounts' interface with the 'Reports' tab selected. Under 'COUNTER Reports', a date range is set from 'January-2014' to 'December-2014'. Below this, three report options are listed, each with a 'Download XLSX' button:

- Book Report 1:** Number of Successful Title Requests by Month and Title
- Book Report 2:** Number of Successful Section Requests by Month and Title
- Book Report 3:** Access Denied to Content Items by Month, Title and Category. Please note: this report will begin to display data starting in early February, 2014 when January COUNTER data becomes available.